



Um suporte para projetos de cidadania

Luís Gonçalves | AE de Miranda do Corvo

Educação para a Cidadania | Estratégia, porquê?





Children See

Children Do



<https://www.youtube.com/watch?v=5JrtpCM4yMM>

ALGUNS PORQUÊS?



eTwinning

Primeiros Projetos - Think Green

Páginas

Presentation

Creating the Story

The draws

› One story, three languages, GREEN style! EN

One story, three languages, GREEN style! PT

One story, three languages, GREEN style! TK

Volunteer Day

Video-conference session

One story, three languages, GREEN style! EN

Once upon a time...

The night was over! ... The first beams of light awakened Izzie from her deep sleep!

She stretched her wings in a long lazy way and found her way to the river to wash her face before breakfast.

How hungry she felt! She really needed to get her energy back for the day now beginning. She looked around and found what she was looking for: a nice and fresh lettuce leaf.

The day was extremely cold, but the soft rays of sunshine kept her wings comfortably warm. Without wasting time the ladybird started to stroll through the nice green forest, feeling a huge urge to sing.



Primeiros Projetos - Exploring Christianity

Páginas

> Video from Bialystok

Video from Senhor da Serra

Christmas

- └ Catholic Christmas Traditions
- └ Christmas Quiz

Easter

- └ Easter and Fast | Catholic Tradition
- └ Quiz
- └ Easter Traditions | Poland

Video-conference session

Video from Bialystok

This is a video prepared by Bialystok' students.



1º ciclo

Páginas

Who are we?

- └ Poland
- └ Portugal
- └ Discovering partner countries
- └ Discovering partner countries 2

A Christmas Bell song

- └ Portuguese Christmas Song

Let's work together

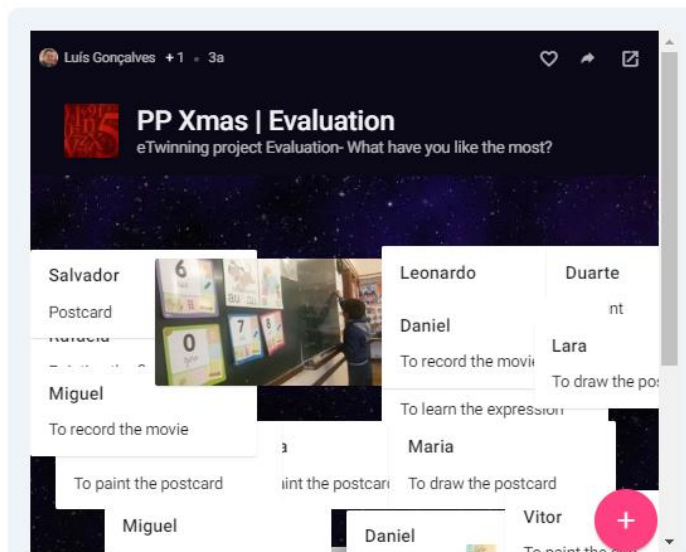
Christmas dictionary

Christmas traditions in Poland and Portugal

Christmas puzzles and games

Working hard and having fun

Evaluation



PP Xmas | Evaluation
eTwinning project Evaluation- What have you like the most?

Participants and tasks:

- Salvador: To record the movie
- Leonardo: To learn the expression
- Duarte: To draw the postcard
- Daniel: To record the movie
- Lara: To draw the postcard
- Miguel: To record the movie
- Maria: To draw the postcard
- Miguel: To paint the postcard
- Daniel: To draw the postcard
- Vitor: To paint the postcard



1º ciclo



Projetos centrados na disciplina

Páginas

> WELCOME TO OUR CITIES AND COUNTRIES:)

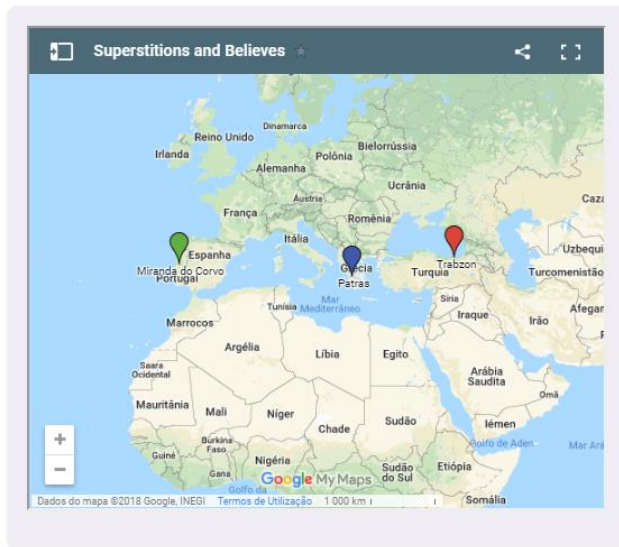
- Trabzon | Turkey
- Miranda do Corvo | Portugal
- Patras | Greece

LET'S KNOW OUR SCHOOLS:)

- TRABZON FATIH SULTAN MEHMET ANATOLIA HIGH SCHOOL
- Agrupamento de Escolas de Miranda do Corvo
- Experimental Senior High School of Patras

WHO ARE WE??

WELCOME TO OUR CITIES AND COUNTRIES:)



Projetos Interdisciplinares



Bruce discovers Europe



The project is based on Teddy's Journey around Europe. Teddy will write a diary or create short videos. In each country he will stay for a month. During his stay he will visit students houses, travel with them, help them in their chores, visit their friends and relatives. Teddy will travel, cook, play ant etc. Teddy's Journey will start in Poland, after that he will travel to Lithuania and then continue his journey to another country. And finally he will come back to Poland.



Registo dos professores

Dear friends: I hope you are enjoying your holidays. I've been checking all the videos, ppts and photos my students did and I'm uploading them. Sorry for the inconvenience. Regards, Christopher from Spain.

29.07.2016 19:51

Cristóbal Ángel Alonso López



Girl or boy, share the Joy!

Páginas

Project's Management

- └ Planning
- └ Monitoring

Participants

Presenting the partner Countries

- └ ...by France
- └ ...by Poland
- └ ...by Portugal
- └ ...by Tunisia
- └ ...by Turkey
- └ ...by Ukraine

Creating the Logo

> Festivities

Festivities



The end of December and the beginning of January are famous for the number of festivities we have, no matter the countries. Those with a Christian background have Christmas, but all the other, like Turkey and Tunisia, also have great festivities during the New Year's Eve.

- How do we celebrate it in our Countries?
- How are the tasks distributed at home?
- Both, Boys and Girls, cooperate during the festivities? With the same level of engagement?

The next activity for our project will be to present the activities we have at home and to analyse how we are cooperating at home.

Projeto Premiado

Páginas


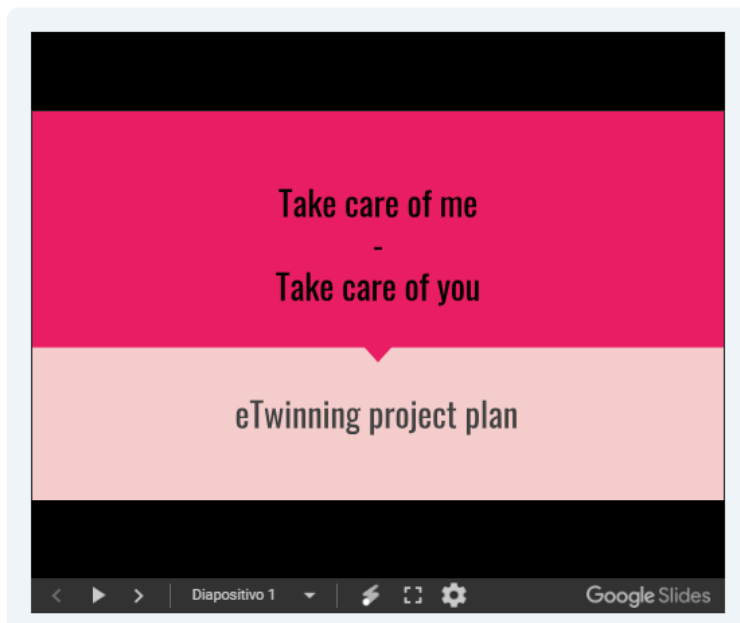
- > **Planning the Project**
 - Project phases
 - Dissemination plan
 - Calendar of the Project
 - Who are we?
 - Country 1
 - Country 2
 - Country 3
 - Country 4
 - Country 5
 - Students are guessing the countries...
 - Map of our Countries
 - Our virtual trip

+


Arquivo

+ Criar uma página

Planning the Project



Proud of me – Proud of you



Proud of me - proud of you



Our students can do things that we do not even suspect. They are creative but sometimes we are not aware of their talents. This project is a way to involve them into showing and expressing what they can do and how creative they are. They will share their special talents and skills, they will discover their partners' ones. By doing so, they could become more self-confident and proud of who they are.

Teacher Bulletin

I've uploaded a certificate for students in a proper page.
Thanks for your collaboration

06.06.2019 12:06

Elisabetta Scaglioni



I've created a page SAFETY INTERNET DAY

19.02.2019 05:34

Yana Tsykunkova



Igualdade de Género



eTwinning e ERASMUS+

WAST- We All Stand Together



Teachers and students from 6 European countries will participate in the collaborative project connected with integration issues. Pupils will interact and work collaboratively using different methods like information gathering, research and comparative work. They will search about people living our society in terms of gender, nationality, disability, social disadvantages and give a constant feedback to their partners.



eTwinning e ERASMUS

Pages

LET'S MEET!

- Greece
- Italy
- Poland
- Portugal
- Turkey
- New Year's Wishes
- Teachers' team
- Norway

Calendar of the Project

Creating the Logo

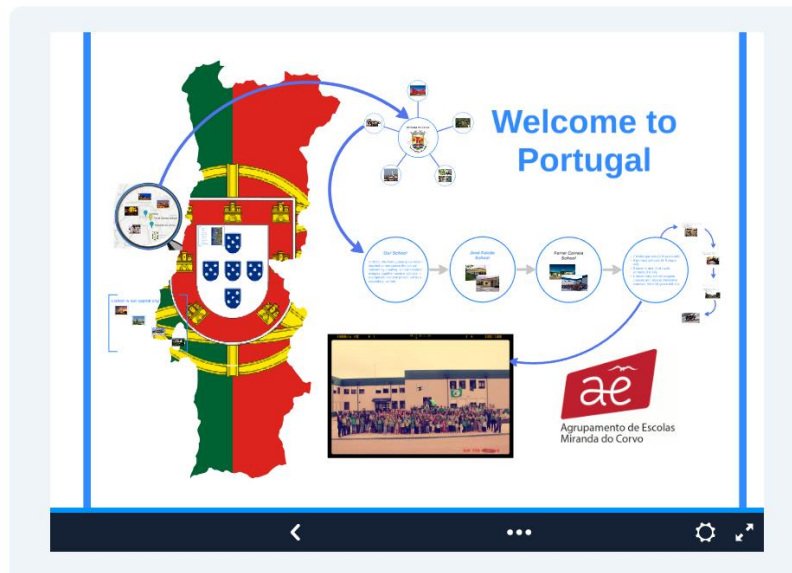
- Greek logo
- Polish logos

+

Archive

+ Create a page

Portugal



The screenshot shows a mobile application interface for a project page titled "Portugal". On the left, there is a map of Portugal with a circular diagram overlaid, featuring a central shield and arrows pointing to various icons. To the right, the text "Welcome to Portugal" is displayed in blue. Below this, there is a horizontal flowchart with four circular nodes connected by arrows. At the bottom right, there is a video player showing a group of people in front of a building, and a red logo with the letters "aë" and the text "Agrupamento de Escolas Miranda do Corvo" below it. The interface includes a back arrow, a menu icon, and a settings icon at the bottom.

eTwinning e ERASMUS

Pages

LET'S MEET!

- Greece
- Italy
- Poland
- Portugal
- Turkey
- New Year's Wishes
- Teachers' team
- Norway

Calendar of the Project

Creating the Logo

- Greek logo
- Polish logos

[+](#)

Archive

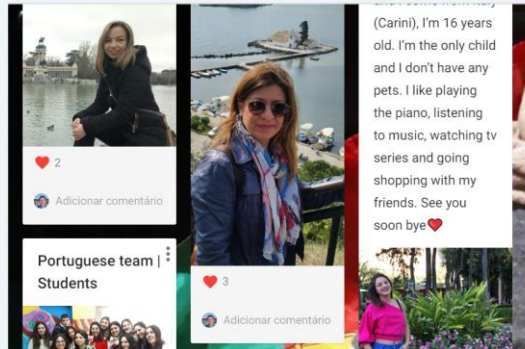
[+](#) Create a page

Preparation | Introduction

Dear participants:

We invite you to introduce yourselves in this padlet, and to add a photo, for us to know you better.

NOTE: this page is available ONLY to twinspace members, because of privacy!



I loved being in Poznan! It was the best week of my year!!

This week made me feel independent because we're not near to our parents to them solve our problems. The impact of being in Poland was quite good for us to get used to or to prepare for the world of work.

We should not approach people if our work requires traveling from one side of the world to the other side.

I've learned so much like the type of gastronomy, the 3D printer, the culture, and people in generally.

I really liked being there with all of the amazing people around the world. They were very kind, funny, and always with a smile on their faces.

I want to go back and repeat all of the amazing stuff that we did, pleaseeee!!!


Miss you a lot <3



eTwinning e ERASMUS



https://www.youtube.com/watch?v=nO_oJQ00abA



Igualdade
de Género





Obrigado!

<https://live.etwinning.net/profile/4178>
lumigo@gmail.com
luis.goncalves@aemc.edu.pt



Agrupamento de Escolas
Miranda do Corvo