

Project Management

Rute Baptista
eTwinning Central Support Service

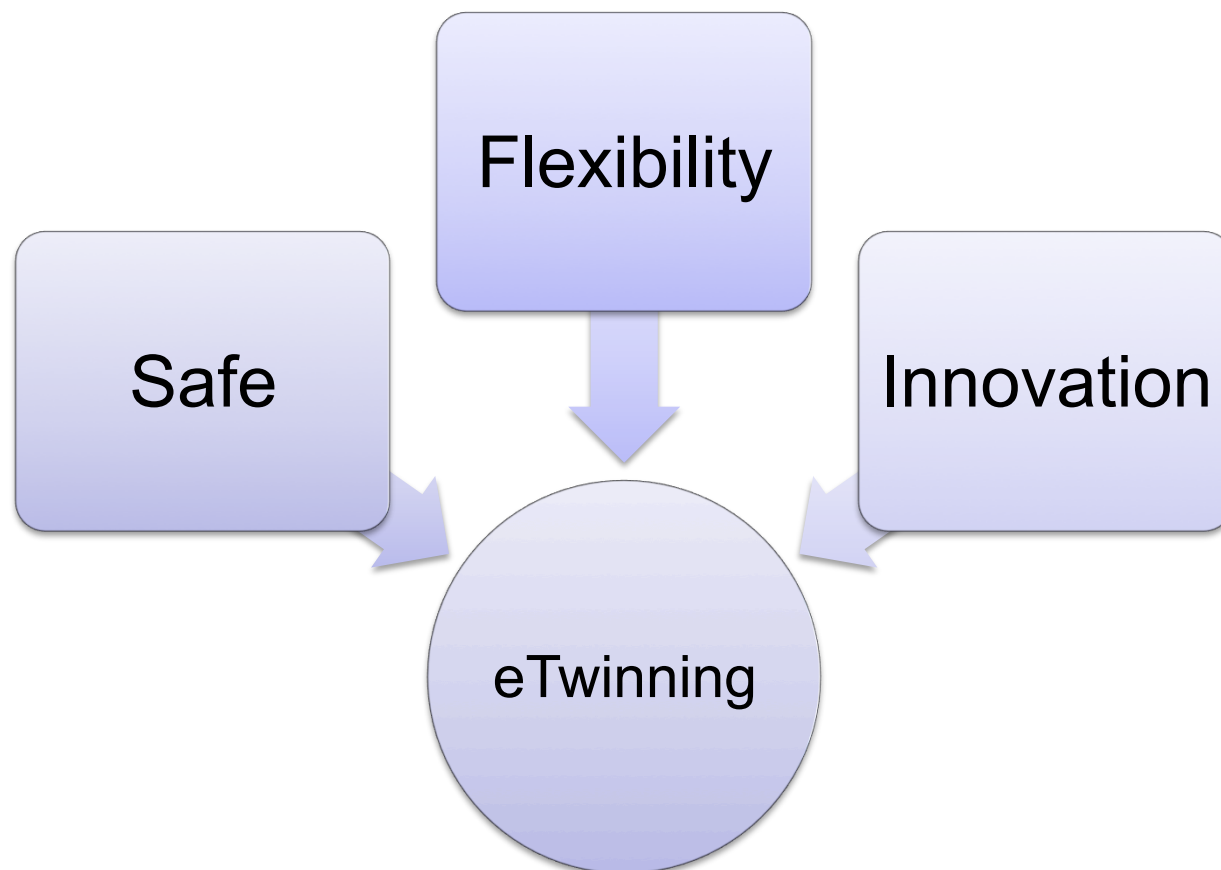
16th November 2013



Education and Culture
Lifelong Learning Programme
COMENIUS



Why eTwinning?



Teacher Role in eTwinning

- ★ The teacher is autonomous in deciding the focus of eTwinning work
- ★ The teacher is familiar with 2 pedagogical concepts
 - Inquiry based learning
 - Project based learning


Inquiry based learning

a pupil-centered and teacher-guided instructional approach where pupils acquire and analyse information, develop and support propositions, provide solutions, and design products that demonstrate their thinking and make their learning visible

Project based learning

a dynamic approach to teaching in which pupils explore real-world problems and challenges. With this type of active and engaged learning, pupils are inspired to obtain a deeper knowledge of the subjects they're studying

<http://learninglab.etwinning.net/web/guest/webinars>


WEBINAR 2 AN INTRODUCTION TO PBL AND IBL

Home

Site Map


- [Welcome](#)
- [Introduction](#)
- [Activities](#)
- [Forum](#)
- [Resources](#)

Poll



Poll on Project Based Learning

Introduction



eTwinning provides the opportunity to explore and use many different types of pedagogy in the classroom.

Central to the work of eTwinning in the classroom are two complementary approaches

- Project Based Learning or PBL
- Inquiry Based Learning or IBL

During this webinar we explored the principals of PBL and IBL. The main concepts were introduced during our first live session and in our week together we experimented with some of the ideas with practical tasks to carry out in your class.

We had 2 live sessions; the first on the 15 October at 19:00 (CET) 18:00 (GMT) and the second on the 21 October at 18:30 (CET) 17:30 (GMT)

Teachers are never alone!



FIRST STEP – PLANNING



Collaborate

Get Inspired

Share ideas, cooperate and participate in projects.

Project gallery »



Get inspiration for your eTwinning project from this collection of best-practice examples.

Project Kits »



Want help getting started? Browse our collection of ready-made project kits, step-by-step guides for carrying out proven project ideas.

Modules »



eTwinning Modules are short activities that can be incorporated into your eTwinning project, no matter what subject you are focusing on. They are a great way to kick-start a new project or refresh an existing one. They can also be used to evaluate a finished project.

School calendar for each country »



Eurydice releases the Organisation of school time in Europe: Primary and secondary general education for each school year.





SECOND STEP – FIND A PARTNER

Update and refresh your profile: make it easy for others to find you

Η Α' Τεχνική Σχολή Λευκωσίας προσφέρει τις ακόλουθες ειδικότητες: ΗΛΕΚΤΡΟΛΟΓΙΑ - ΜΗΧΑΝΟΛΟΓΙΑ - ΜΗΧ. ΑΥΤΟΚΙΝΗΤΩΝ - ΞΥΛΟΥΡΓΙΚΗ/ ΕΠΙΠΛΟΠΟΙΑ - ΞΕΝΟΔΟΧΕΙΑΚΑ - ΠΟΛΙΤΙΚΗ ΜΗΧ / ΑΡΧΙΤΕΚΤΟΝΙΚΗ - ΣΧΕΔΙΑΣΤΕΣ - ΓΡΑΦΙΣΤΕΣ - ΑΡΓΥΡΟΧΟΪΑ / ΧΡΥΣΟΧΟΪΑ - ΣΧΕΔ. ΜΟΔΑΣ

Age range: teacher,class A,C,D

User registered since:

Last login:

Age range:

7 - 10

User registered since:

07.10.2012

Last login:

Not available

Be aware of your own expectations:
who would you like to find?

Look for a project partner:
use the eTwinning platform and its
tools

Keep in touch:

once you've decided to work together, communication will be key throughout the life of the project



Participate in other activities:
Online and offline events organised by
eTwinning will connect you with other
teachers who have similar interests.

THIRD STEP – BE “SMART” 😊

the eTwinning 'SMART' method



Share



| Share

Motivate



Share

Motivate

Adapt



Share

Motivate

Adapt

Record



Share

Motivate

Adapt

Record

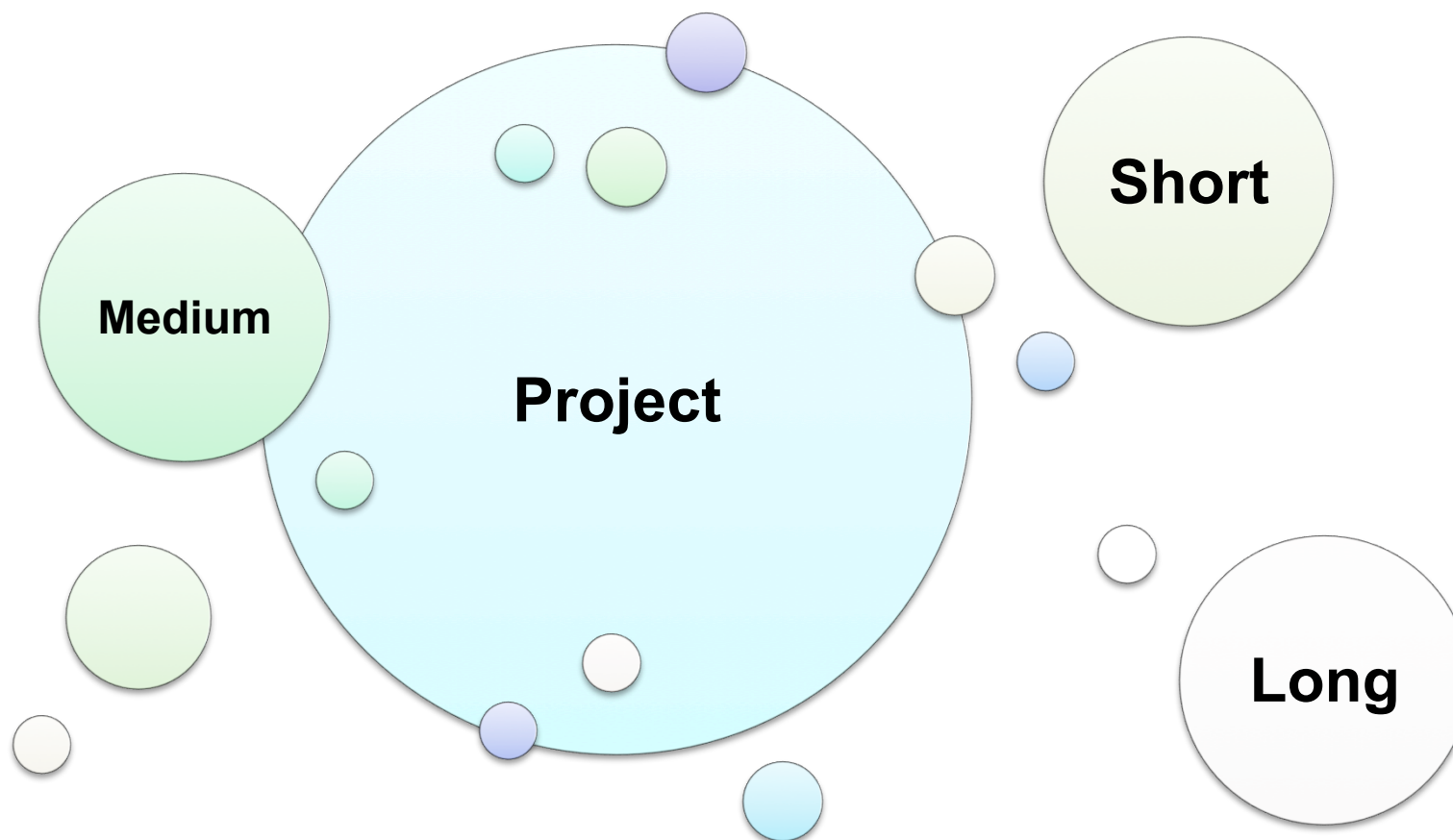
Take it easy

Keep Calm and BE SMART

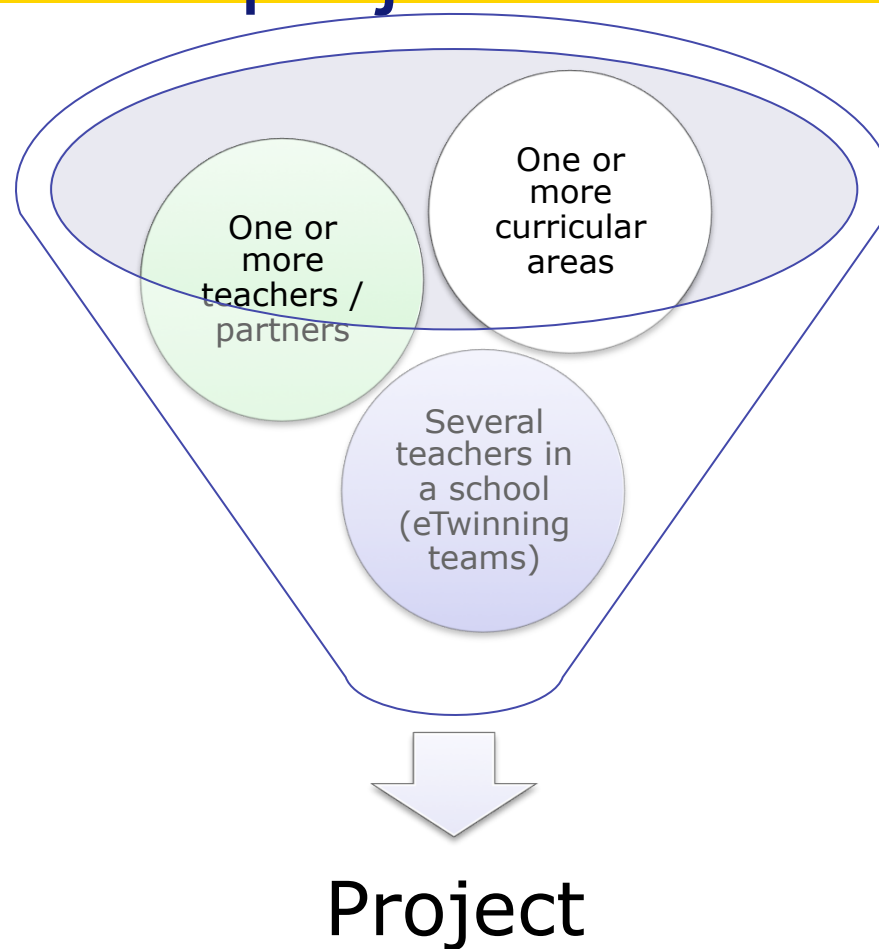


FOURTH STEP– REGISTER YOUR PROJECT

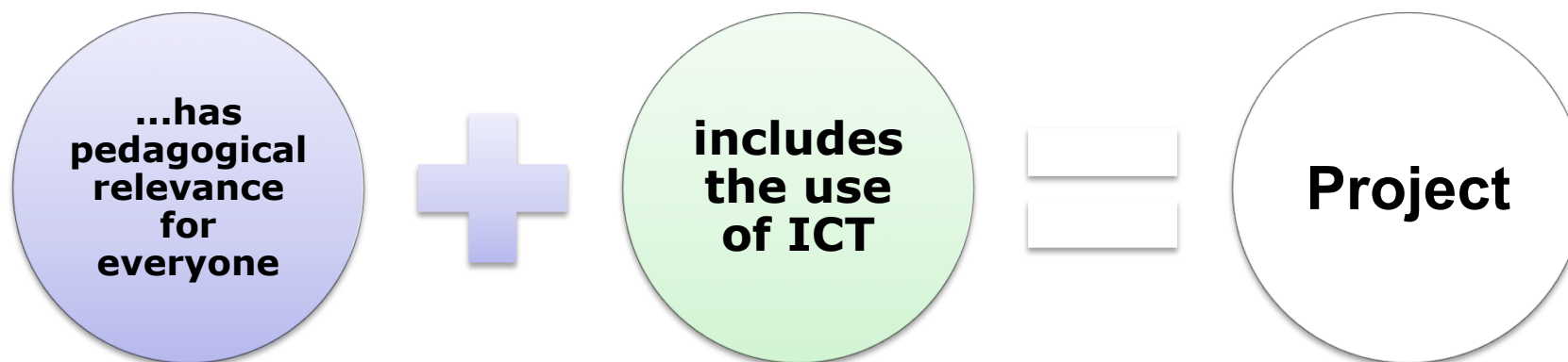
What kind of project...?



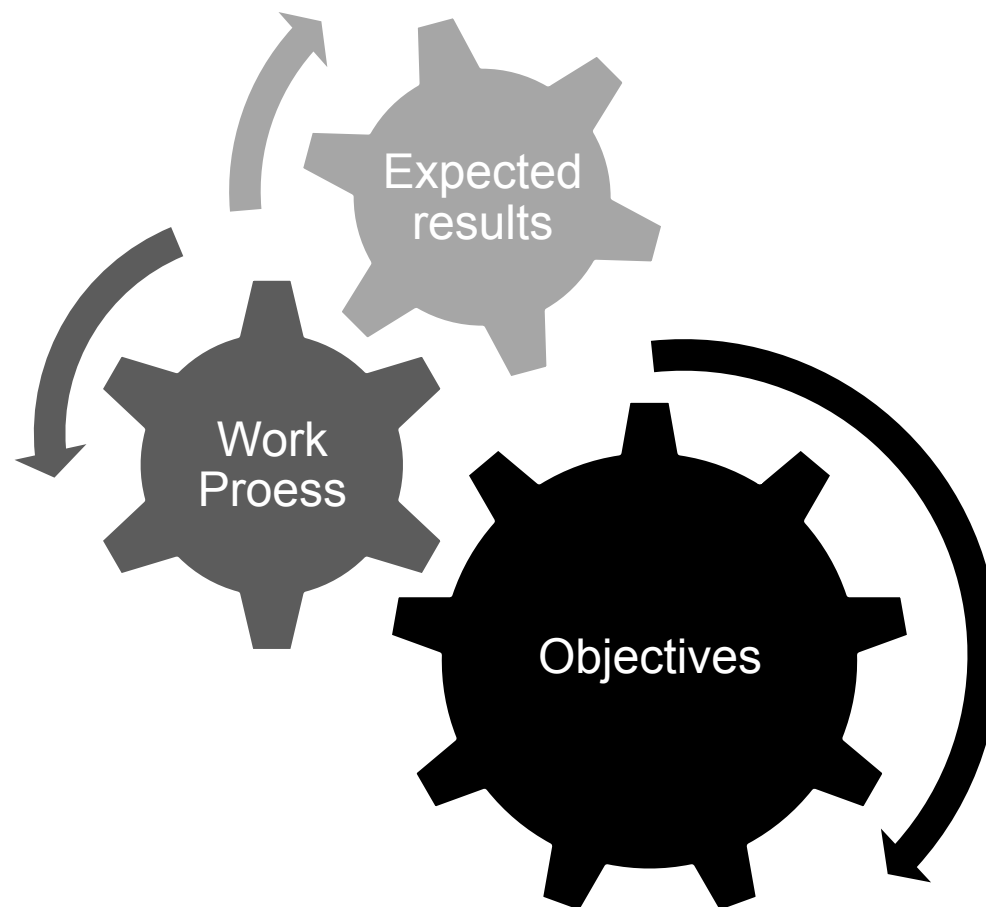
What kind of project...?



What kind of project...?



Think about



**Projects**

Browse through eTwinning projects. Create and manage your own or join new projects launched by other eTwinners. In this section you can also apply for a quality label, invite new members and manage them.

SEARCH

CREATE A NEW PROJECT

Open

Closed

Pending



Projects > Create a new project

Create a new project**SELECT
A
SCHOOL**SELECT A
CONTACTPROJECT
DESCRIPTION

PREVIEW

SELECT A SCHOOL
(Amongst your schools)

Please select in which of your schools you would like to work for this project.

School name

Location



START YOUR JOURNEY

Recognition

Quality Labels

★ National

★ European

European Prize



★ Thank you for your attention!
rute.baptista@eun.org